

EP-DMX-RGB-2811 CONTROLLER



EP-DMX-RGB-2811

Product Introduction:

EP-DMX-RGB-2811 DMX full touch panel wall switch is DMX signal output to connect DMX decoders. It is of high sensitive glass touch panel, and any finishing color could be customized. This wall switch suit for any RGB or RGBW LED lightings for home club bar etc.



Performance Parameter


Input voltage:	12-24V DC
Output:	DMX512 signal
Size:	86mm x 86mm x 35mm

Operations

 Play&pause button. There is only 1 build-in mode. When you touch  this button, it will run.


 Brightness  Speed down  Speed up

 Button can save the color from mode or save color when you touch color wheel. In "S" button, it saved "R/ G/ B" 3 colors in default. But with your operation, you can save another 3 colors replace those R/G/B colors. When you press  this button, 1 build-in mode will run, if now you see a favorite color in the mode, then you can press "S" button for 5 seconds until connected lighting flashes. Then it saved successfully.

When you touch  color wheel, if you touch a favorite color on it, then you want to save it, then you press "S" button for 5 seconds until the connected lighting flashes. Then it saved successfully.

 For Warm white, Natural white, Cool white changing

 Touching wheels  Switch off and on, long press means default setting

 Short press means switch on and off for each channel. 1st Long press means brightless+, 2nd Long press means brightless—. At the corner of the panel there is a signal light, Blue means on, Red means off

EP-DMX-RGB-2811 can send 40 data. It's from 1 to 40. Data 1 is the data of R channel. Data 2 is the data of G channel. Data 3 is the data of B channel. Data 4 is the data of W channel. All DMX decoder needs 4 address as a group, such as 1-4, 5-8,9-12,13-16,17-20,21-24,25, 28,29-32,33-36,37-40.

